

Sun-dial

“My Capri-Sundial”

Sundials tell the time by the position of the sun.

Try making one with your kids on the next sunny day.

YOU NEED

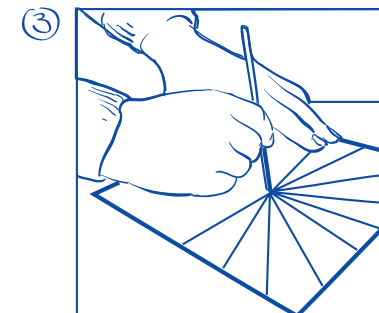


Your Capri-Sun cardboard, scissors, pencil, ruler, your Capri-Sun straw, watch

Step 1: Print out the second page twice, stick them on a Capri-Sun cardboard and cut out your Capri-Sun cardboard in the shape of a rectangle

Step 2: Draw a line from each of the outer dots to the centre point (you can use your ruler for this), make a hole in the middle and place your straw through it

Step 3: Find a sunny place and position your sundial so that the sun’s shadow shows the same time as your watch

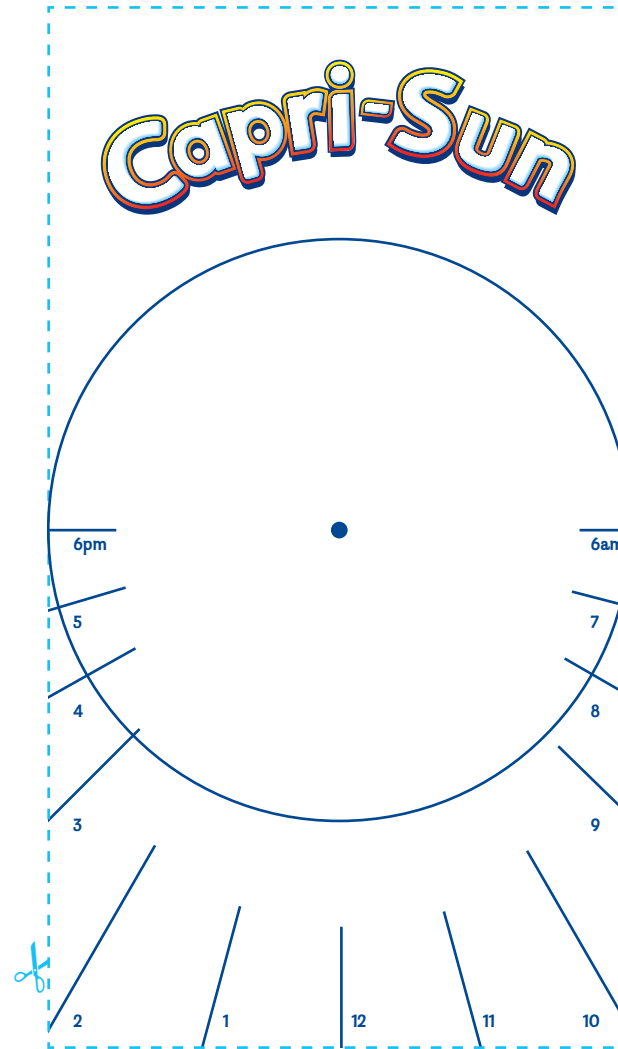
Now you have your very own Capri-Sundial following the sun’s shadow as it moves through time!



Capri-Sun
Naturally fun!

What else could you do to upcycle your packs?
If you have any great ideas,
email us at upcycle@capri-sun.ie
and we might even include your idea on the site!

Sun-dial



Capri-Sun
Naturally fun!